

10 September 2008

AGREEMENT

CONCERNING THE ADOPTION OF UNIFORM TECHNICAL PRESCRIPTIONS FOR WHEELED VEHICLES, EQUIPMENT AND PARTS WHICH CAN BE FITTED AND/OR BE USED ON WHEELED VEHICLES AND THE CONDITIONS FOR RECIPROCAL RECOGNITION OF APPROVALS GRANTED ON THE BASIS OF THESE PRESCRIPTIONS */

(Revision 2, including the amendments which entered into force on 16 October 1995)

Addendum 57: Regulation No. 58

Revision 2

Incorporating all valid text up to:

The 02 series of amendments - Date of entry into force: 11 July 2008

UNIFORM PROVISIONS CONCERNING THE APPROVAL OF:

- I. REAR UNDERRUN PROTECTIVE DEVICES (RUPDS)**
- II. VEHICLES WITH REGARD TO THE INSTALLATION OF AN RUPD OF AN APPROVED TYPE**
- III. VEHICLES WITH REGARD TO THEIR REAR UNDERRUN PROTECTION (RUP)**



UNITED NATIONS

*/ Former title of the Agreement:

Agreement Concerning the Adoption of Uniform Conditions of Approval and Reciprocal Recognition of Approval for Motor Vehicle Equipment and Parts, done at Geneva on 20 March 1958.

GE.08-25440

Revision 2 – Amendment 1

Supplement 1 to the 02 series of amendments - Date of entry into force: 26 July 2012

Revision 2 – Amendment 1 – Corrigendum 1

Corrigendum 1 to Amendment 1 to Revision 2 of the Regulation - Date of entry into force: 26 July 2012

Revision 2 – Amendment 2

Supplement 2 to the 02 series of amendments - Date of entry into force: 18 November 2012

Revision 2 - Amendment 3

Supplement 3 to the 02 series of amendments – Date of entry into force: 15 July 2013

Revision 2 - Amendment 4

03 series of amendments to the Regulation – Date of entry into force: 18 June 2016

Regulation No. 58

UNIFORM PROVISIONS CONCERNING THE APPROVAL OF:

- I. REAR UNDERRUN PROTECTIVE DEVICES (RUPDs)
- II. VEHICLES WITH REGARD TO THE INSTALLATION OF AN RUPD OF AN APPROVED TYPE
- III. VEHICLES WITH REGARD TO THEIR REAR UNDERRUN PROTECTION (RUP)

CONTENTS

REGULATION	<u>Page</u>
1. Scope	6
2. Purpose	6
3. Definitions common to Parts I, II and III	6
PART I. APPROVAL OF RUPDs	
4. Definitions	7
5. Application for approval	7
6. Approval	7
7. Requirements	9
8. Conformity of production	9
9. Penalties for non-conformity of production	10
10. Modification and extension of approval of an RUPD type	10
11. Production definitely discontinued	10
12. Names and addresses of Technical Services responsible for conducting approval tests, and of Administrative Departments	11

CONTENTS (continued)

Page

PART II. APPROVAL OF A VEHICLE WITH REGARD TO THE INSTALLATION OF AN RUPD OF AN APPROVED TYPE

13. Definitions	11
14. Application for approval	11
15. Approval	12
16. Requirements for installation of an approved RUPD	13
17. Conformity of production	14
18. Penalties for non-conformity of production	14
19. Modification and extension of approval of a vehicle type	14
20. Production definitely discontinued	15
21. Names and addresses of Technical Services responsible for conducting approval tests, and of Administrative Departments	15

PART III. APPROVAL OF A VEHICLE WITH REGARD TO ITS REAR UNDERRUN PROTECTION (RUP)

22. Definitions	16
23. Application for approval	16
24. Approval	17
25. Requirements for RUP	18
26. Conformity of production	29
27. Penalties for non-conformity of production	20
28. Modification and extension of approval of a vehicle type	20
29. Production definitely discontinued	20

CONTENTS (continued)

	<u>Page</u>
30. Names and addresses of Technical Services responsible for conducting approval tests, and of Administrative Departments	21

PART IV. TRANSITIONAL PROVISIONS

31. Transitional provisions	21
-----------------------------------	----

ANNEXES

Annex 1 - Communication (Part I)

Annex 2 - Communication (Part II)

Annex 3 - Communication (Part III)

Annex 4 - Arrangements of approval marks

Annex 5 - Test conditions and procedures

1. SCOPE

1.1. This Regulation applies to:

1.1.1. PART I: the RUPDs which are intended to be fitted to vehicles of categories **M, N and O**; 1/

1.1.2. PART II: the installation on vehicles of categories **M, N and O** 1/ of RUPDs which have been type approved to Part I of this Regulation;

1.1.3. PART III: vehicles of categories **M, N and O** 1/ equipped with an RUPD which has not been separately approved according to Part I of this Regulation or so designed and/or equipped that its component parts can be regarded as totally or partially fulfilling the function of the RUPD.

1.1.4. **Vehicles of categories M₁, M₂, M₃, N₁, O₁ and O₂ 1/ on grounds of rear underrun protection.**

1.2. This Regulation does not apply to:

1.2.1. Tractive units for articulated vehicles;

1.2.2. Trailers specially designed and constructed for the carriage of very long loads of indivisible length, such as timber, steel bars, etc.;

~~1.2.3. Vehicles where any RUPD is incompatible with their use.~~

1.3. Vehicles where any RUPD (e.g. fixed, removable, foldable, adjustable, etc.) is incompatible with their use on traffic roads may be partly or fully exempted from this Regulation, subject to the decision of the Type Approval Authority.

2.4. Any vehicle of category G will be deemed to satisfy the condition for the ground clearance set out above, if the departure angle (ISO 612:1978) does not exceed:

(a) 10° for vehicles of categories M1G and N1G;

(b) 20° for vehicles of categories M2G and N2G; and

(c) 25° for vehicles of categories M3G and N3G.

over a width which is not shorter than that of the rear axle by more than 100 mm on either side (excluding any bulging of the tyres close to the ground).

Where there is more than one rear axle, the width to be considered is that of the widest. The requirements of subparagraphs (i) to (iii) of this paragraph shall be satisfied at least on a line:

(a) At a distance of not more than 450 mm from the rear extremity of the vehicle;

(b) That may have interruptions summing up in not more than 200 mm.

1/ As defined in the Consolidated Resolution on the Construction of Vehicles (R.E.3.), document ECE/TRANS/WP.29/78/Rev.2, para. 2.

2. GENERAL REQUIREMENTS

- 2.1. All vehicles shall be so constructed and/or equipped as to offer effective protection over their whole width against under-running of vehicles mentioned in paragraph 1. of this Regulation in the event of rear collision with vehicles of category M1 and N1 1/
- 2.2. The vehicle shall be tested under the conditions as laid down in paragraph 2. of Annex 5.
- 2.3. Any vehicle in one of the categories M₁, M₂, M₃, N₁, O₁ or O₂ shall be deemed to satisfy the condition set out above:
- (a) If it satisfies the same conditions as set out in Part II or Part III, or
 - (b) If the ground clearance of the rear part of the unladen vehicle does not exceed 550 mm over a width which is not shorter than that of the rear axle by more than 100 mm on either side (excluding any tyre bulging close to the ground), or
 - (c) If, in case of vehicles of categories O₁ and O₂ where the tyres project for more than half of their width outside the bodywork (excluding the wheel guards) or outside the chassis in the absence of bodywork, the ground clearance of the rear part of the unladen vehicle does not exceed 550 mm over a width which is not less than 100 mm deducted from the distance measured between the innermost points of the tyres (excluding any tyre bulging close to the ground), on either side.

Where there is more than one rear axle, the width to be considered is that of the widest.

The requirements of paragraphs 2.3.(b) and 2.3.(c) above shall be satisfied at least on a line:

- (a) At a distance of not more than 450 mm from the rear extremity of the vehicle;
- (b) That may have interruptions totalling not more than 200mm

3. DEFINITIONS COMMON TO PARTS I, II and III

3.1. For the purpose of this Regulation:

- 3.1.1. "Unladen mass" means the mass of the vehicle in running order, unoccupied and unladen but complete with fuel, coolant, lubricant, tools and a spare wheel (if provided as standard equipment by the vehicle manufacturer);
- 3.1.2. "Maximum mass" means the mass stated by the vehicle manufacturer to be technically permissible (this mass may be higher than the "permissible maximum mass" laid down by the national administration);

3.1.3. An "RUPD" normally consists of a cross-member and links to the chassis side members or other structural members of the vehicle.

3.1.4. "Separate cab" means a cab attached to the vehicle's frame by specific links and which has no common part with the cargo area.

PART I. APPROVAL OF RUPDs

4. DEFINITIONS

4.1. For the purpose of Part I of this Regulation:

4.1.1. "Approval of an RUPD" means the approval of such a type of RUPD with respect to the requirements laid down in paragraph 7 below;

4.1.2. "Type of RUPD" means RUPDs which do not differ with respect to the essential characteristics such as shape, dimensions, attachment, materials and the markings cited in paragraph 5.2.2 below.

5. APPLICATION FOR APPROVAL

5.1. The application for approval of an RUPD shall be submitted by the manufacturer of the RUPD or by his duly accredited representative.

5.2. For each type of RUPD the application must be accompanied by:

5.2.1. Documentation in triplicate giving a description of the technical characteristics of the RUPD: its dimensions, lines and constituent materials and the method of its installation;

5.2.2. A sample of the type of RUPD: the sample must be clearly and indelibly marked on all its main components with the applicant's trade name or mark and the type designation.

5.3. An RUPD representative of the type to be approved shall be submitted to the Technical Service responsible for conducting the approval tests.

5.4. The Competent Authority shall verify the existence of satisfactory arrangements for ensuring effective control of the conformity of production before type approval is granted.

6. APPROVAL

6.1. If the RUPD submitted for approval pursuant to this Regulation meets the requirements of paragraph 7 below, approval of that type of RUPD shall be granted.

- 6.2. An approval number shall be assigned to each type approved. Its first two digits (~~at present 02 corresponding to the 02 series of amendments~~ at present 03 corresponding to the 03 series of amendments) shall indicate the series of amendments incorporating the most recent major technical amendments made to the Regulation at the time of issue of the approval. The same Contracting Party may not assign the same number to another type of rear underrun protective device.
- 6.3. Notice of approval, or of extension or of refusal of approval of a type of RUPD pursuant to this Regulation shall be communicated to the Parties to the 1958 Agreement which apply this Regulation, by means of a form conforming to the model in Annex 1 to this Regulation.
- 6.4. There shall be affixed, conspicuously and in a readily accessible place specified on the approval form, to every RUPD conforming to a type of RUPD approved under this Regulation an international approval mark consisting of:
- 6.4.1. A circle surrounding the letter "E" followed by the distinguishing number of the country which has granted approval; 2/
- 6.4.2. The number of this Regulation, followed by the letter "R", a dash and the approval number to the right of the circle prescribed in paragraph 6.4.1.
- 6.5. The approval mark shall be clearly legible and be indelible.
- 6.6. Annex 4 to this Regulation gives examples of arrangements of approval marks.

2/ 1 for Germany, 2 for France, 3 for Italy, 4 for the Netherlands, 5 for Sweden, 6 for Belgium, 7 for Hungary, 8 for the Czech Republic, 9 for Spain, 10 for Serbia, 11 for the United Kingdom, 12 for Austria, 13 for Luxembourg, 14 for Switzerland, 15 (vacant), 16 for Norway, 17 for Finland, 18 for Denmark, 19 for Romania, 20 for Poland, 21 for Portugal, 22 for the Russian Federation, 23 for Greece, 24 for Ireland, 25 for Croatia, 26 for Slovenia, 27 for Slovakia, 28 for Belarus, 29 for Estonia, 30 (vacant), 31 for Bosnia and Herzegovina, 32 for Latvia, 33 (vacant), 34 for Bulgaria, 35 (vacant), 36 for Lithuania, 37 for Turkey, 38 (vacant), 39 for Azerbaijan, 40 for The former Yugoslav Republic of Macedonia, 41 (vacant), 42 for the European Community (Approvals are granted by its Member States using their respective ECE symbol), 43 for Japan, 44 (vacant), 45 for Australia, 46 for Ukraine, 47 for South Africa, 48 for New Zealand, 49 for Cyprus, 50 for Malta, 51 for the Republic of Korea, 52 for Malaysia, 53 for Thailand, 54 and 55 (vacant), 56 for Montenegro, 57 (vacant) and 58 for Tunisia. Subsequent numbers shall be assigned to other countries in the chronological order in which they ratify or accede to the Agreement Concerning the Adoption of Uniform Technical Prescriptions for Wheeled Vehicles, Equipment and Parts which can be Fitted and/or be Used on Wheeled Vehicles and the Conditions for Reciprocal Recognition of Approvals Granted on the Basis of these Prescriptions, and the numbers thus assigned shall be communicated by the Secretary-General of the United Nations to the Contracting Parties to the Agreement.

7. REQUIREMENTS

- 7.1. ~~The section height of the cross member must not be less than 100 mm.~~ The cross-member shall have a section height of at least 120 mm. The lateral extremities of the cross-member must not bend to the rear or have a sharp outer edge; this condition is fulfilled when the lateral extremities of the cross-member are rounded on the outside and have a radius of curvature of not less than 2.5 mm.

RUPD intended to be fitted on vehicles of categories M, N1, N2 with a maximum mass not exceeding 8 t, O1, O2, on vehicles of category G and on vehicles fitted with a platform lift, the cross-member shall have a section height of at least 100 mm.

- 7.2. The RUPD may be so designed to have several positions at the rear of the vehicle. In this event, there ~~must~~ shall be a guaranteed method of securing it in the service position so that any unintentional change of position is precluded. The force applied by the operator to vary the position of the device must not exceed 40 daN.

For RUPD that are designed to have several positions at the rear of the vehicle, a label shall be provided either with (a) symbol(s) or in the language(s) of the country where the device is sold to inform the operator about the standard position of the RUPD to offer effective protection against under-running.

Label minimum size: 60 x 120 mm

- 7.3. The RUPD ~~must~~ shall offer adequate resistance to forces applied parallel to the longitudinal axis of the vehicle. (This shall be demonstrated in accordance with the test procedure and test conditions specified in Annex 5 to this Regulation.) The maximum horizontal deflection of the RUPD observed during and after the application of the test forces specified in Annex 5 shall be recorded on the type approval communication (Annex 1, item 8).
- 7.4. For vehicles fitted with a platform lift at the rear, the underrun device may be interrupted for the purposes of the mechanism. In this case, the following special requirements apply:
- 7.4.1. The maximum lateral clearance measured between the elements of the underrun device and the elements of the platform lift, which move through the interruption when the lift is operated and which make the interruption necessary, may amount to no more than 2.5 cm.
- 7.4.2. The individual elements of the underrun protection, including those outboard of the lift mechanism, where provided, must have an effective surface area, in each case, of at least ~~350~~ 420 cm².

~~However, in the case of vehicles having a width of less than 2,000 mm and where it is impossible to achieve the above requirement, the effective surface may be reduced on the condition that the resistance criteria are met.~~

7.4.3. For cross-members with a section height of less than 120 mm, the individual elements of the underrun protection, including those outboard of the lift mechanism, where provided, shall have an effective surface area, in each case, of at least 350 cm².

7.4.4. In the case of vehicles having a width of less than 2,000 mm and where it is impossible to achieve the requirements of paragraphs 7.4.2. and 7.4.3., the effective surface may be reduced on the condition that the resistance criteria are met.

8. CONFORMITY OF PRODUCTION

The conformity of production procedures shall comply with those set out in the Agreement, Appendix 2 (E/ECE/324-E/ECE/TRANS/505/Rev.2), with the following requirements:

- 8.1. Every rear underrun protective device approved under this Regulation shall be so manufactured as to conform to the type approved by meeting the requirements set out in paragraph 7 above.
- 8.2. The authority that has granted type approval may at any time verify the conformity control methods applied in each production facility. The normal frequency of these verifications shall be one every two years.

9. PENALTIES FOR NON-CONFORMITY OF PRODUCTION

- 9.1. The approval granted in respect of a type of RUPD pursuant to this Regulation may be withdrawn if the requirements set forth above are not met or if the protective device has failed to pass the test prescribed in Annex 5.
- 9.2. If a Contracting Party to the Agreement applying this Regulation withdraws an approval it has previously granted, it shall forthwith so notify the other Contracting Parties applying this Regulation, by means of a communication form conforming to the model in Annex 1 to this Regulation.

10. MODIFICATION AND EXTENSION OF APPROVAL OF AN RUPD TYPE

- 10.1. Every modification of the RUPD type shall be notified to the Administrative Department which approved the RUPD type. The department may then either:
 - 10.1.1. Consider that the modifications made are unlikely to have an appreciable adverse effect and that in any case the RUPD still complies with the requirements; or
 - 10.1.2. Require a further test report from the Technical Service responsible for conducting

the tests.

10.2. Confirmation or refusal of approval, specifying the alterations shall be communicated by the procedure specified in paragraph 6.3 above to the Parties to the Agreement applying this Regulation.

10.3. The Competent Authority issuing the extension of approval shall assign a series number of such an extension and inform thereof the other Parties to the 1958 Agreement applying this Regulation by means of a communication form conforming to the model in Annex 1 to this Regulation.

11. PRODUCTION DEFINITELY DISCONTINUED

If the holder of the approval completely ceases to manufacture a type of rear underrun protective device approved in accordance with this Regulation, he shall so inform the authority which granted the approval. Upon receiving the relevant communication that authority shall inform thereof the other Parties to the 1958 Agreement applying this Regulation by means of a communication form conforming to the model in Annex 1 to this Regulation.

12. NAMES AND ADDRESSES OF TECHNICAL SERVICES RESPONSIBLE FOR CONDUCTING APPROVAL TESTS, AND OF ADMINISTRATIVE DEPARTMENTS

The Parties to the 1958 Agreement applying this Regulation shall communicate to the United Nations Secretariat the names and addresses of the Technical Services responsible for conducting approval tests and of the Administrative Departments which grant approval and to which forms certifying approval or extension or refusal or withdrawal of approval, issued in other countries, are to be sent.

PART II. APPROVAL OF A VEHICLE WITH REGARD TO THE INSTALLATION OF AN RUPD OF AN APPROVED TYPE

13. DEFINITIONS

13.1. For the purposes of Part II of this Regulation:

13.1.1. "Approval of a vehicle" means the approval of a vehicle type with regard to the installation of an RUPD of an approved type according to Part I of this Regulation;

13.1.2. "Vehicle type" means vehicles which do not differ in such essential aspects as:

The width of the rear axle,

The structure, the dimensions, the shape and the height from the ground of the rear part of the vehicle and the characteristics of the suspension, in so far as they have a bearing on the requirements specified in paragraph 19 of this Regulation,

The approved RUPDs fitted to the vehicle.

13.2. Other definitions applicable to this Part II are contained in paragraph 3 of this Regulation.

14. APPLICATION FOR APPROVAL

14.1. The application for approval of a vehicle type with regard to the installation of an RUPD(s) of an approved type shall be submitted by the vehicle manufacturer or by his duly accredited representative.

14.2. It shall be accompanied by the under-mentioned documents in triplicate and by the following particulars:

14.2.1. Drawings of the vehicle showing, according to the criteria referred to in paragraph 13.1.2 of this Regulation, the vehicle type in side and rear elevation with the indication of the position of the approved RUPD(s) and design details of its (their) fixing elements to the chassis of the vehicle;

14.2.2. The maximum mass of the vehicle;

14.2.3. A list of the RUPDs intended to be fitted to the vehicle;

14.2.4. At the request of the Competent Authority the type approval communication form (i.e. Annex 1 of this Regulation) of each RUPD shall also be supplied.

14.3. A vehicle representative of the type to be approved and fitted with an approved RUPD shall be submitted to the Technical Service responsible for conducting the approval tests.

14.3.1. A vehicle not comprising all the components proper to the type may be accepted for test provided that it can be shown by the applicant to the satisfaction of the Competent Authority that the absence of the components omitted has no effect on the results of the verifications, so far as the requirements of this Regulation are concerned.

14.4. The Competent Authority shall verify the existence of satisfactory arrangements for ensuring effective checks on conformity of production before type approval is granted.

15. APPROVAL

- 15.1. If the vehicle submitted for approval pursuant to this Regulation is provided with an approved RUPD and meets the requirements of paragraph 16 below and has been tested following the conditions set out in paragraph 2.2., approval of that vehicle type shall be granted.
- 15.2. An approval number shall be assigned to each type approved. Its first two digits (~~at present 02 corresponding to the 02 series of amendments~~ **at present 03 corresponding to the 03 series of amendments**) shall indicate the series of amendments incorporating the most recent major technical amendments made to the Regulation at the time of issue of the approval. The same Contracting Party may not assign the same number to another vehicle type.
- 15.3. Notice of approval or of extension or of refusal of approval of a vehicle type pursuant to this Regulation shall be communicated to the Parties to the 1958 Agreement which apply this Regulation, by means of a form conforming to the model in Annex 2 to this Regulation.
- 15.4. There shall be affixed, conspicuously and in a readily accessible place specified on the approval form, to every vehicle conforming to a vehicle type approved under this Regulation an international approval mark consisting of:
- 15.4.1. A circle surrounding the letter "E" followed by the distinguishing number of the country which has granted approval; 2/
- 15.4.2. The number of this Regulation, followed by the letter "R", a dash and the approval number to the right of the circle prescribed in paragraph 15.4.1.
- 15.5. If the vehicle conforms to a vehicle type approved, under one or more other Regulations annexed to the Agreement, in the country which has granted approval under this Regulation, the symbol prescribed in paragraph 15.4.1 need not be repeated; in such a case the Regulation and approval numbers and the additional symbols of all the Regulations under which approval has been granted in the country which has granted approval under this Regulation shall be placed in vertical columns to the right of the symbol prescribed in paragraph 15.4.1.
- 15.6. The approval mark shall be clearly legible and be indelible.
- 15.7. The approval mark shall be placed close to or on the vehicle data plate affixed by the manufacturer.
- 15.8. Annex 4 to this Regulation gives examples of arrangements of approval marks.

16. REQUIREMENTS FOR INSTALLATION OF AN APPROVED RUPD

16.1. For vehicles of the categories N2 with a maximum mass exceeding 8 t, N3, O3 and O4, the ground clearance with respect to the underside of the protective device, even when the vehicle is unladen, shall not exceed:

(a) 450 mm for motor vehicles and trailers with hydropneumatic, hydraulic or pneumatic suspension or a device for automatic leveling according to load. In any case, a departure angle up to 8° according to ISO 612:1978 with a maximum ground clearance of 550 mm shall be deemed to satisfy the requirements.

(b) 500 mm or a departure angle according to ISO 612:1978 of 8°, whichever is less, for vehicles other than those in (a) above. In any case, a departure angle up to 8° according to ISO 612:1978 with a maximum ground clearance of 550 mm shall be deemed to satisfy the requirements.

This requirement applies over the entire width of the motor vehicle or trailer and shall be such that the height above the ground of the points of application of the test forces applied to the device according to Part I of this Regulation and recorded in the type approval communication form (Annex 1, item 7) does not exceed the values in the paragraphs (a) and (b) above, increased by half the minimum section height required for the cross member of the RUPD.

The height requirement for the application of the test forces shall be adjusted to the adjusted ground clearance due to the provisions for the departure angle specified above.

16.4.2. For vehicles of categories M, N1, N2 with a maximum mass not exceeding 8 t, O1 and O2, the ground clearance with respect to the underside of the protective device, even when the vehicle is unladen, must not exceed 550 mm over its entire width and shall be such that the height above the ground of the points of application of the test forces applied to the device according to Part I of this Regulation and recorded in the type approval communication form (Annex 1, item 7) does not exceed 600 mm.

16.2.3. The width of the rear protective device shall at no point exceed the width of the rear axle measured at the outermost points of the wheels, excluding the bulging of the tyres close to the ground, nor shall RUPD be more than 100 mm shorter on either side. Where the device is contained in or comprises the vehicle bodywork which itself extends beyond the width of the rear axle, the requirement, that the width of the RUPD shall not exceed that of the rear axle, shall not apply. However, in case of vehicles of categories O1 and O2 where the tyres project for more than half of their width outside the bodywork (excluding the wheel guards) or outside the chassis in the absence of bodywork, the width of the RUPD shall not be less than 100 mm deducted from the distance measured between the innermost points of the tyres, excluding the bulging of the tyres close to the ground, on either side. Where there is more than one rear axle, the width to be considered is that of the widest rear axle. In addition the requirements of paragraphs 3.1.2. and 3.1.3. of Annex 5 relating the distance of the points of application of the test forces from the outer edges of the rear wheels (Annex 1, item 7) shall be verified and recorded in the type approval

communication form.

16.3.4. ~~The device must be so fitted that the horizontal distance between the rear of the device and the rear extremity of the vehicle, including any platform lift mechanism, does not exceed 400 mm diminished by the recorded deformation (paragraph 7.3 of Part I) measured at any of the points where the test forces have been applied (Annex 1, item 8) during the type approval of the rear underrun protective device in conformity with the provisions of Part I of this Regulation and recorded in the type approval communication form. In measuring this distance, any part of the vehicle which is more than 2 m above the ground when the vehicle is unladen shall be excluded.~~

For vehicles of categories M, N1, N2 with a maximum mass not exceeding 8 t, O1 and O2, the device shall be so fitted that the horizontal distance between the rear of the cross-member of the device and the most rearward point at the rear extremity of the vehicle, including any platform lift system, does not exceed 400 mm diminished by the largest total deformation including both plastic and elastic deformation (paragraph 7.3. of Part I) measured and recorded during the test at any of the points where the test forces are applied ... communication form. In measuring this distance, any part of the vehicle which is more than 2 m above the ground for every loading condition of the vehicle shall be excluded.

For vehicles of categories N2 with a maximum mass exceeding 8 t, N3, and vehicles of categories O3 and O4, equipped with a platform lift or being designed as a tipping trailer, the same requirement as above applies; however, for vehicles of these categories, the horizontal distance shall not exceed 300 mm measured to the rear of the cross-member before the test forces are applied.

For vehicles of categories O3 and O4, without any platform lift system and not being designed as a tipping-trailer, the maximum horizontal distances are reduced to 200 mm before the test forces have been applied and 300 mm diminished by the largest total deformation including both plastic and elastic deformation (paragraph 7.3. of Part I) measured and recorded during the test at any of the points where the test forces are applied (Annex 1, item 8).

In any case non-structural protrusions such as tail lamps and those of less than 50 mm of size in any direction, such as rubber bumpers, resilient buffers, hinges and latches shall be excluded from the determination of the most rearward point at the rear extremity.

Before the application of the test forces, the maximum allowed horizontal distance of a single, a segmented or an inclined cross-member of a RUPD is 100 mm between the rear of the cross-member measured at the most forward point and the rear of the cross-member measured at the most rearward point, measured in the longitudinal plane of the vehicle.

16.5. The device shall be so fitted that after the application of the test forces specified in Annex 5 for vehicles of the categories N2 with a maximum mass exceeding 8 t, N3, O3 and O4, the maximum ground clearance of the protective device, even when the

vehicle is unladen, shall at any point not exceed by more than 60 mm the value before test. For vehicles with a departure angle up to 8° (paragraph 16.1.) the maximum ground clearance shall not exceed 600 mm.

- 16.4.6. The maximum mass of a vehicle type for which approval is requested shall not exceed the value indicated on the type approval communication form of each approved RUPD intended to be installed on that vehicle.

- 16.7. Given the provisions of paragraph 7.2. for adjustable RUPD the label shall be placed clearly and permanently visible at the driver's place or at the rear area of the vehicle next to the RUPD, at a location, which is easily visible.

17. CONFORMITY OF PRODUCTION

The conformity of production procedures shall comply with those set out in the Agreement, Appendix 2 (E/ECE/324-E/ECE/TRANS/505/Rev.2), with the following requirements:

- 17.1. Every vehicle approved under this Regulation shall be so manufactured as to conform to the type approved by meeting the requirements set out in paragraph 16 above.
- 17.2. The authority that has granted type approval may at any time verify the conformity control methods applied in each production facility. The normal frequency of these verifications shall be one every two years.

18. PENALTIES FOR NON-CONFORMITY OF PRODUCTION

- 18.1. The approval granted in respect of a vehicle type pursuant to this Regulation may be withdrawn if the requirements set forth above are not met.
- 18.2. If a Contracting Party to the Agreement applying this Regulation withdraws an approval it has previously granted, it shall forthwith so notify the other Contracting Parties applying this Regulation, by means of a communication form conforming to the model in Annex 2 to this Regulation.

19. MODIFICATION AND EXTENSION OF APPROVAL OF A VEHICLE TYPE

- 19.1. Every modification of the vehicle type shall be notified to the Administrative Department which approved the vehicle type. The department may then either:
- 19.1.1. Consider that the modifications made are unlikely to have an appreciable adverse effect and that in any case the vehicle still complies with the requirements; or
- 19.1.2. Require a further test report from the Technical Service responsible for conducting the tests.

19.2. Confirmation or refusal of approval, specifying the alteration, shall be communicated by the procedure specified in paragraph 15.3 above to the Parties to the Agreement applying this Regulation.

19.3. The Competent Authority issuing the extension of approval shall assign a series number for such an extension and inform thereof the other Parties to the 1958 Agreement applying this Regulation by means of a communication form conforming to the model in Annex 2 to this Regulation.

20. PRODUCTION DEFINITELY DISCONTINUED

If the holder of the approval completely ceases to manufacture a type vehicle approved in accordance with this Regulation, he shall so inform the authority which granted the approval. Upon receiving the relevant communication, that authority shall inform thereof the other Parties to the 1958 Agreement applying this Regulation by means of a communication form conforming to the model in Annex 2 to this Regulation.

21. NAMES AND ADDRESSES OF TECHNICAL SERVICES RESPONSIBLE FOR CONDUCTING APPROVAL TESTS, AND OF ADMINISTRATIVE DEPARTMENTS

The Parties to the 1958 Agreement applying this Regulation shall communicate to the United Nations Secretariat the names and addresses of the Technical Services responsible for conducting approval tests and of the Administrative Departments which grant approval and to which forms certifying approval or extension or refusal or withdrawal of approval, issued in other countries, are to be sent.

PART III. APPROVAL OF A VEHICLE WITH REGARD TO ITS REAR UNDERRUN PROTECTION (RUP)

22. DEFINITIONS

22.1. For the purposes of Part III of this Regulation:

22.1.1. "Approval of a vehicle" means the approval of a vehicle type with regard to its RUP;

22.1.2. "Vehicle type" means a category of vehicles which do not differ with respect to the essential points as the width of the rear axle, the structure, the dimensions, the shape and the materials of the rear part of the vehicle, the characteristics of the suspension in so far as they have a bearing on the requirements specified in paragraph 25 of this Regulation;

22.1.3. "Rear underrun protection (RUP)" means the presence at the rear of the vehicle of

either:

- 22.1.3.1. A special RUPD; or
- 22.1.3.2. Body work, chassis parts or other components, such that, by virtue of their shape and characteristics, these elements can be regarded as totally or partially fulfilling the function of the RUPD.
- 22.2. Other definitions applicable to this Part III are contained in paragraph 3 of this Regulation.
- 23. APPLICATION FOR APPROVAL
 - 23.1. The application for approval of a vehicle type with regard to the protection afforded by the RUP shall be submitted by the vehicle manufacturer or by his duly accredited representative.
 - 23.2. It shall be accompanied by the under-mentioned documents in triplicate and by the following particulars:
 - 23.2.1. A detailed description of the vehicle type with respect to its structure, dimensions, lines and constituent materials in so far as required for the purpose of this Regulation;
 - 23.2.2. Drawings of the vehicle showing the vehicle type in side and rear elevation and design details of the rear parts of the structure;
 - 23.2.3. The maximum mass of the vehicle;
 - 23.2.4. A detailed description of the RUP: its dimensions, lines, constituent materials and position on the vehicle.
 - 23.3. A vehicle representative of the type to be approved shall be submitted to the Technical Service responsible for conducting the approval tests.
 - 23.3.1. A vehicle not comprising all the components proper to the type may be accepted for test provided that it can be shown by the applicant to the satisfaction of the Competent Authority that the absence of the components omitted has no effect on the results of the verification, so far as the requirements of this Regulation are concerned.
 - 23.4. The Competent Authority shall verify the existence of satisfactory arrangements for ensuring effective checks on conformity of production before type approval is granted.
- 24. APPROVAL

- 24.1. If the vehicle submitted for approval pursuant to this Regulation meets the requirements of paragraph 2.3.(b) or paragraph 2.3.(c) or paragraph 25 and has been tested following the conditions set out in paragraph 2.2., approval of that vehicle type shall be granted.
- 24.2. An approval number shall be assigned to each type approved. Its first two digits (at present 023 corresponding to the 023 series of amendments) shall indicate the series of amendments incorporating the most recent major technical amendments made to the Regulation at the time of issue of the approval. The same Contracting Party may not assign the same number to another vehicle type.
- 24.3. Notice of approval or of extension or of refusal of approval of a vehicle type pursuant to this Regulation shall be communicated to the Parties to the 1958 Agreement which apply this Regulation, by means of a form conforming to the model in Annex 3 to this Regulation.
- 24.4. There shall be affixed, conspicuously and in a readily accessible place specified on the approval form, to every vehicle conforming to a vehicle type approved under this Regulation an international approval mark consisting of:
- 24.4.1. A circle surrounding the letter "E" followed by the distinguishing number of the country which has granted approval; 2/
- 24.4.2. The number of this Regulation, followed by the letter "R", a dash and the approval number to the right of the circle prescribed in paragraph 24.4.1.
- 24.5. If the vehicle conforms to a vehicle type approved, under one or more other Regulations annexed to the Agreement, in the country which has granted approval under this Regulation, the symbol prescribed in paragraph 24.4.1 need not be repeated; in such a case the Regulation and approval numbers and the additional symbols of all the Regulations under which approval has been granted in the country which has granted approval under this Regulation shall be placed in vertical columns to the right of the symbol prescribed in paragraph 24.4.1.
- 24.6. The approval mark shall be clearly legible and be indelible.
- 24.7. The approval mark shall be placed close to or on the vehicle data plate affixed by the manufacturer.
- 24.8. Annex 4 to this Regulation gives examples of arrangements of approval marks.

25. REQUIREMENTS FOR RUP

~~25.1. The ground clearance with respect to the underside of the RUP, even when the vehicle is unladen, must not exceed 550 mm over its entire width.~~

25.1. For vehicles of the categories N2 with a maximum mass exceeding 8 t, N3, O3 and O4, the ground clearance with respect to the underside of the RUP, even when the vehicle is unladen, shall not exceed:

(a) 450 mm for motor vehicles and trailers with hydropneumatic, hydraulic or pneumatic suspension or a device for automatic leveling according to load. In any case a departure angle up to 8° according to ISO 612:1978 with a maximum ground clearance of 550 mm shall be deemed to satisfy the requirements.

(b) 500 mm or a departure angle according to ISO 612:1978 of 8°, whichever is less, for vehicles other than those in (a) above. In any case a departure angle up to 8° according to ISO 612:1978 with a maximum ground clearance of 550 mm shall be deemed to satisfy the requirements.

This requirement applies over the entire width of the motor vehicle or trailer and shall be such that the height above the ground of the points of application of the test forces applied to the device according to Part I of this Regulation and recorded in the type approval communication form (Annex 1, item 7) does not exceed the values in subparagraphs (a) and (b) above, increased by half the minimum section height required for the cross member of the RUPD.

The height requirement for the application of the test forces shall be adjusted to the adjusted ground clearance due to the provisions for the departure angle specified above.

25.2. For vehicles of categories M, N1, N2 with a maximum mass not exceeding 8 t, O1 and O2, the ground clearance with respect to the underside of the protective device, even when the vehicle is unladen, shall not exceed 550 mm over its entire width and shall be such that the height above the ground of the points of application of the test forces to the RUP does not exceed 600 mm.

~~25.2.3. The RUP must be situated as close to the rear of the vehicle as possible.~~

For vehicles of categories M, N1, N2 with a maximum mass not exceeding 8 t, O1 and O2, the RUP shall be situated as close to the rear of the vehicle as possible. The maximum horizontal distance between the rear of the device and the most rearward point at the rear extremity of the vehicle, including any platform lift system, does not exceed 400 mm measured to the rear of the cross-member and recorded during the test when the test forces are applied.

For vehicles of categories N2 with a maximum mass exceeding 8 t, N3, and vehicles of categories O3 and O4, equipped with a platform lift or being designed as a tipping trailer, the same requirement as above applies; however, for vehicles of these categories, the horizontal distance shall not exceed 300 mm measured to the rear of the cross-member before the test forces are applied.

For RUP for vehicles of categories O3 and O4, without any platform lift system and not being designed as a tipping-trailer, the maximum horizontal distance is reduced

to 200 mm before and 300 mm during the test when the test forces are applied.

In any case nonstructural protrusions such as tail lamps and those of less than 50 mm of size in any direction, such as rubber bumpers, resilient buffers, hinges and latches shall be excluded from the determination of the most rearward point at the rear extremity.

Before the application of the test forces the maximum allowed horizontal distance of a single, a segmented or an inclined cross-member of a RUPD is 100 mm between the rear of the cross-member measured at the most forward point and the rear of the cross-member measured at the most rearward point, measured in the longitudinal plane of the vehicle.

25.3.4. The width of the RUP shall at no point exceed the width of the rear axle measured at the outermost points of the wheels, excluding the bulging of the tyres close to the ground, nor shall RUP be more than 100 mm shorter on either side. Where the device is contained in or comprises the vehicle bodywork which itself extends beyond the width of the rear axle, the requirement, that the width of the RUP shall not exceed that of the rear axle, shall not apply. However, in case of vehicles of categories O1 and O2 where the tyres project for more than half of their width outside the bodywork (excluding the wheel guards) or outside the chassis in the absence of bodywork, the width of the RUP shall not be less than 100 mm deducted from the distance measured between the innermost points of the tyres, excluding the bulging of the tyres close to the ground, on either side. Where there is more than one rear axle, the width to be considered is that of the widest rear axle. In addition, the requirements of paragraphs 3.1.2. and 3.1.3. of Annex 5 relating the distance of the points of application of the test forces from the outer edges of the rear wheels (Annex 1, item 7) shall be verified and recorded in the type approval communication form.

25.4.5. ~~The section height of the RUP must not be less than 100 mm. The lateral extremities of the RUP must not bend to the rear or have a sharp outer edge, this condition is fulfilled when the lateral extremities of the RUP are rounded on the outside and have a radius of curvature of not less than 2.5 mm.~~

The cross-member shall have a section height of at least 120 mm. The lateral extremities of the cross-member shall not bend than 2.5 mm.

For vehicles of the categories M, N1, N2 with a maximum mass not exceeding 8 t, O1, O2, vehicles of category G and vehicles fitted with a platform lift, the cross-member shall have a section height of at least 100 mm.

25.5.6. The RUP may be so designed to have several positions at the rear of the vehicle. In this event, there shall ~~must~~ be a guaranteed method of securing it in the service position so that any unintentional change of position is precluded. The force applied by the operator to vary the position of the RUP must not exceed 40 daN.

For RUP that are designed to have several positions at the rear of the vehicle a label shall be provided in the language(s) of the country where the device is sold.

Label minimum size: 60 x 120 mm

The label shall be placed clearly and permanently visible at the rear area of the vehicle next to the RUP to inform the operator about the standard position of the RUP to offer effective protection against under-running.

- 25.6.7. The RUP ~~must~~ shall offer adequate resistance to forces applied parallel to the longitudinal axis of the vehicle and be connected, when in the service position, with the chassis side-members or whatever replaces them. This requirement will be satisfied if it is shown that both during and after the application of the forces described in Annex 5 the horizontal distance between the rear of the RUP and the most rearward point at the rear extremity of the vehicle ~~RUP and the rear extremity of the vehicle~~, including any platform lift mechanism, does not exceed 400 mm at any of the points where the test forces are applied. In measuring this distance, any part of the vehicle which is more than 2 m above the ground when the vehicle is unladen ~~must~~ shall be excluded.

After applying the test forces specified in Annex 5 for vehicles of the categories N2 with a maximum mass exceeding 8 t, N3, O3 and O4, the maximum ground clearance of the protective device, even when the vehicle is unladen, shall at any point not exceed by more than 60 mm the value before test. For vehicles with a departure angle up to 8° (paragraph 16.1.) the maximum ground clearance shall not exceed 600 mm.

- 25.7.8. A practical test shall not be required where it can be shown by calculation that the requirements of Annex 5, paragraph 3, are met. Where a practical test is carried out, the device must be connected to the chassis side-members of the vehicle or to a significant part of these or to other structural members.
- 25.8.9 For vehicles fitted with a platform lift at the rear, the underrun device may be interrupted for the purposes of the mechanism. In this case, the following special requirements apply:
- 25.8.9.1. The maximum lateral clearance measured between the elements of the underrun device and the elements of the platform lift, which move through the interruption when the lift is operated and which make the interruption necessary, may amount to no more than 2.5 cm.
- 25.8.9.2. The individual elements of the underrun protection, including those outboard of the lift ~~system mechanism~~, where provided, must have an effective surface area, in each case, of at least ~~350~~ 420 cm².

However, in the case of vehicles having a width of less than 2,000 mm and where it is impossible to achieve the above requirement, the effective surface may be reduced on the condition that the resistance criteria are met.

- 25.9.3. For cross-members with a section height of less than 120 mm, the individual

elements of the underrun protection, including those outboard of the lift mechanism, where provided, shall have an effective surface area, in each case, of at least 350 cm².

25.9.4. In the case of vehicles having a width of less than 2,000 mm and where it is impossible to achieve the requirements of paragraphs 25.9.2. and 25.9.3. above, the effective surface may be reduced on the condition that the resistance criteria are met.

26. CONFORMITY OF PRODUCTION

The conformity of production procedures shall comply with those set out in the Agreement, Appendix 2 (E/ECE/324-E/ECE/TRANS/505/Rev.2), with the following requirements:

- 26.1. Every vehicle approved under this Regulation shall be so manufactured as to conform to the type approved by meeting the requirements set out in paragraph 25 above.
- 26.2. The authority that has granted type approval may at any time verify the conformity control methods applied in each production facility. The normal frequency of these verifications shall be one every two years.

27. PENALTIES FOR NON-CONFORMITY OF PRODUCTION

- 27.1. The approval granted in respect of a vehicle type pursuant to this Regulation may be withdrawn if the requirements set forth above are not met or if the vehicle has failed to pass the test prescribed in Annex 5.
- 27.2. If a Contracting Party to the Agreement applying this Regulation withdraws an approval it has previously granted, it shall forthwith so notify the other Contracting Parties applying this Regulation, by means of a communication form conforming to the model in Annex 3 to this Regulation.

28. MODIFICATION AND EXTENSION OF APPROVAL OF A VEHICLE TYPE

- 28.1. Every modification of the vehicle type shall be notified to the Administrative Department which approved the vehicle type. The department may then either:
 - 28.1.1. Consider that the modifications made are unlikely to have an appreciable adverse effect and that in any case the vehicle still complies with the requirements; or
 - 28.1.2. Require a further test report from the Technical Service responsible for conducting the tests.
- 28.2. Confirmation or refusal of approval, specifying the alterations shall be communicated by the procedure specified in paragraph 24.3 above to the Parties to the Agreement applying this Regulation.

- 28.3. The Competent Authority issuing the extension of approval shall assign a series number for such an extension and inform thereof the other Parties to the 1958 Agreement applying this Regulation by means of a communication form conforming to the model in Annex 3 to this Regulation.

29. PRODUCTION DEFINITELY DISCONTINUED

If the holder of the approval completely ceases to manufacture a vehicle type approved in accordance with this Regulation, he shall so inform the authority which granted the approval. Upon receiving the relevant communication that authority shall inform thereof the other Parties to the 1958 Agreement applying this Regulation by means of a communication form conforming to the model in Annex 3 to this Regulation.

30. NAMES AND ADDRESSES OF TECHNICAL SERVICES RESPONSIBLE FOR CONDUCTING APPROVAL TESTS, AND OF ADMINISTRATIVE DEPARTMENTS

The Parties to the 1958 Agreement applying this Regulation shall communicate to the United Nations Secretariat the names and addresses of the Technical Services responsible for conducting approval tests and of the Administrative Departments which grant approval and to which forms certifying approval or extension or refusal or withdrawal of approval, issued in other countries, are to be sent.

PART IV. TRANSITIONAL PROVISIONS

31. TRANSITIONAL PROVISIONS

~~31.1. As from the official date of entry into force of the 02-series of amendments, no Contracting Party applying this Regulation shall:~~

- ~~(a) refuse to grant approval under Parts I, II and III of this Regulation as amended by the 02-series of amendments;~~
- ~~(b) refuse a type of component or separate technical unit approved under Part I of this Regulation as amended by the 02-series of amendments;~~
- ~~(c) prohibit the fitting on a vehicle of a component or separate technical unit approved under Parts I and II of this Regulation as amended by the 02-series of amendments.~~

~~31.2. Until 18 months after the date of entry into force of this Regulation as amended by the 02-series of amendments, Contracting Parties applying this Regulation shall:~~

- ~~(a) not refuse a type of component or separate technical unit approved under Part I of this Regulation as amended by the 01-series of amendments;~~
- ~~(b) not refuse to grant approvals to those types of component or separate technical~~

~~unit which comply with the requirements of Part I of this Regulation as amended by the 01 series of amendments;~~

~~(c) not refuse to grant extensions of approval for components or separate technical units which comply with Part I of this Regulation as amended by the 01 series of amendments;~~

~~(d) continue to allow the fitting on a vehicle of a component or separate technical unit approved under Parts I and II of this Regulation as amended by the 01 series of amendments.~~

~~31.3. Starting 18 months after the date of entry into force of this Regulation as amended by the 02 series of amendments, Contracting Parties applying this Regulation shall:~~

~~(a) May refuse a type of component or separate technical unit which does not meet the requirements of Part I of this Regulation as amended by the 02 series of amendments;~~

~~(b) Shall grant approvals only if the type of component or separate technical unit to be approved meets the requirements of Part I of this Regulation as amended by the 02 series of amendments;~~

~~(c) May prohibit the fitting of a component or separate technical unit which does not meet the requirements of Parts I and II of this Regulation as amended by the 02 series of amendments;~~

~~(d) consider approvals in the case of types of component or separate technical unit to be invalid, except where they comply with the requirements of Part I of this Regulation as amended by the 02 series of amendments.~~

~~31.4. Until 48 months following the date of entry into force of this Regulation as amended by the 02 series of amendments Contracting Parties applying this Regulation shall:~~

~~(a) continue to grant approvals to those types of vehicles which comply with the requirements of Part III of this Regulation as amended by the 01 series of amendments;~~

~~(b) continue to accept national or regional type approval of a vehicle type approved under Part III of this Regulation as amended by the 01 series of amendments.~~

~~31.5. As from 48 months after the date of entry into force of this Regulation as amended by the 02 series of amendments, Contracting Parties applying this Regulation shall:~~

~~(a) Shall grant approvals only if the vehicle type to be approved meets the requirements of paragraph 2.3.(b) or paragraph 2.3.(c) or Part III of this Regulation as amended by the 02 series of amendments;~~

~~(b) May refuse national or regional type approval and may refuse first national or regional registration (first entry into service) of a vehicle which does not meet the requirements of paragraph 2.3.(b) or paragraph 2.3.(c) or Part III of this Regulation as amended by the 02 series of amendments.;~~

~~(c) consider approvals to this Regulation to be invalid, except in the case of vehicle types which comply with the requirements of Part III of this Regulation as amended by the 02 series of amendments.~~

~~31.6. Notwithstanding the transitional provisions above, Contracting Parties whose application of this Regulation comes into force after the date of entry into force of the most recent series of amendments are not obliged to accept approvals which were granted in accordance with any of the preceding series of amendments to this Regulation.~~

31.1. As from the official date of entry into force of the 03 series of amendments, no Contracting Party applying this Regulation shall refuse to grant or refuse to accept type approvals of vehicles, components or separate technical units under Parts I, II or III of this Regulation as amended by the 03 series of amendments.

31.2. Until 1 September 2019, Contracting Parties applying this Regulation shall not refuse to grant or refuse to accept type approvals of vehicles, components or separate technical units under Part I, II or III of this Regulation as amended by the 02 series of amendments.

31.3. As from 1 September 2019, Contracting Parties applying this Regulation shall grant approvals only if the type of vehicle, component or separate technical unit to be approved meets the requirements of Part I, II or III of this Regulation as amended by the 03 series of amendments.

31.4. As from 1 September 2021, Contracting Parties applying this Regulation shall not be obliged to accept, for the purpose of national or regional type approval, a vehicle, component or separate technical unit which is not type approved under Part I, II or III of the 03 series of amendments to this Regulation.

31.5. Until 1 September 2021, Contracting Parties applying this Regulation shall not refuse to grant extensions of approval for vehicles, components or separate technical units which comply with this Regulation as amended by the 02 series of amendments. However, Contracting Parties which are still accepting approvals according to the 02 series of amendments as given in paragraph 31.4. beyond 1 September 2021 shall not refuse to grant extensions to approvals after 1 September 2021.

31.6. Notwithstanding the transitional provisions above, Contracting Parties whose application of this Regulation comes into force after the date of entry into force of the most recent series of amendments are not obliged to accept approvals which were granted in accordance with any of the preceding series of amendments to this Regulation.

Annex 1

COMMUNICATION

(Maximum format: A4 (210 x 297 mm))



issued by :

Name of administration:

.....
.....
.....

concerning: 2/

APPROVAL GRANTED
APPROVAL EXTENDED
APPROVAL REFUSED
APPROVAL WITHDRAWN
PRODUCTION DEFINITELY DISCONTINUED

of a type of rear underrun protective device (RUPD) pursuant to Regulation No. 58

Approval No.:

Extension No.:

1. Trade name or mark of device
2. Type of device
3. Name and address of manufacturer
4. If applicable, name and address of manufacturer's representative
5. Characteristics of the device (dimensions and its fixing elements)
6. ~~Test conducted on a rigid bench/on a vehicle/on a representative part of the chassis of a vehicle 2/~~
6. Test conducted on a vehicle/on a representative part of the chassis of a vehicle 2
7. Position on the device of the points of application of the test forces

8. ~~Maximum horizontal deflection observed during and after the application of the test forces in Annex 5~~
8. Maximum horizontal and vertical deflection observed during and after the application of the test forces in Annex 5
9. ~~Vehicles on which the device may be installed (if applicable)~~
9. Restrictions on application
Vehicles on which the device may be installed (if applicable)
Characteristics of the chassis to which the device may be installed (e.g. stiffness, profile dimensions, ...) (if applicable)
10. Maximum mass of vehicle on which the device may be installed
11. Device submitted for approval on
12. Technical Service responsible for conducting approval tests
13. Date of report issued by that service
14. Number of report issued by that service
15. Approval has been granted/refused/extended/withdrawn in respect of the RUPD 2/
16. Position of approval mark on the device
17. Place
18. Date
19. Signature
20. The following documents, bearing the approval number shown above, are available upon request:
- drawings, diagrams and layout plans of the components of the structure considered to be of importance for the purposes of this Regulation;
- where applicable drawings of the protective devices and their position on the vehicle.
20. The following documents, bearing the approval number shown above, are available

upon request:

Drawings, diagrams and layout plans of the components of the structure considered to be of importance for the purposes of this Regulation;

Detailed information about the devices representing the vehicle structures used for the mounting of the RUPD (e.g. moment of inertia of the beams);

Where applicable drawings of the protective devices and their position on the vehicle.

1/ Distinguishing number of the country which has granted/extended/refused/withdrawn approval (see approval provisions in the Regulation).

2/ Strike out what does not apply.

Annex 2

COMMUNICATION

(Maximum format: A4 (210 x 297 mm))



issued by :

Name of administration:

.....
.....
.....

concerning: 2/

APPROVAL GRANTED
APPROVAL EXTENDED
APPROVAL REFUSED
APPROVAL WITHDRAWN
PRODUCTION DEFINITELY DISCONTINUED

of a type of a vehicle type with regard to the installation of a rear underrun protective device (RUPD) of an approved type pursuant to Part II of Regulation No. 58

Approval No.

Extension No.

1. Trade name or mark of the vehicle
2. Vehicle type
3. Manufacturer's name and address
.....
4. If applicable, name and address of manufacturer's representative
.....
5. Brief description of the vehicle type as regards its dimensions and lines
.....
6. Trade name or mark of the RUPD(s) and its/their approval number(s)
.....
7. Maximum mass of vehicle
8. Vehicle submitted for approval on

9. Technical Service responsible for conducting approval tests
10. Date of report issued by that service
11. Number of report issued by that service
12. Approval granted/refused/extended/withdrawn 2/
13. Position of approval mark on the vehicle
14. Place
15. Date
16. Signature
17. The following documents, bearing the approval number shown above, are available upon request:

drawings, diagrams and layout plans of the components of the structure considered to be of importance for the purposes of this Regulation;

where applicable drawings of the protective devices and their position on the vehicle.

1/ Distinguishing number of the country which has granted/extended/refused/withdrawn approval (see approval provisions in the Regulation).

2/ Strike out what does not apply.

Annex 3

COMMUNICATION

(Maximum format: A4 (210 x 297 mm))



issued by :

Name of administration:

.....
.....
.....

concerning: 2/

APPROVAL GRANTED
APPROVAL EXTENDED
APPROVAL REFUSED
APPROVAL WITHDRAWN
PRODUCTION DEFINITELY DISCONTINUED

of a type of a vehicle with regard to its rear underrun protection (RUP) pursuant to paragraph 2.3.(b) / paragraph 2.3.(c) / Part III 2/ of Regulation No. 58.

Approval No.

Extension No.

1. Trade name or mark of the vehicle
2. Vehicle type
3. Manufacturer's name and address
.....
4. If applicable, name and address of manufacturer's representative
.....
5. Brief description of the vehicle type as regards its structure, dimensions, lines and any fixing elements
6. Brief description of the RUP, as regards its dimensions and constituent materials
.....
7. Maximum mass of vehicle

8. Value of force applied in test
9. Vehicle submitted for approval on
10. Technical Service responsible for conducting approval tests
.....
11. Date of report issued by that service
12. Number of report issued by that service
13. Approval granted/refused/extended/withdrawn 2/
14. Position of approval mark on the vehicle
15. Place
16. Date
17. Signature
18. The following documents, bearing the approval number shown above, are available upon request.

drawings, diagrams and layout plans of the components of the structure considered to be of importance for the purpose of this Regulation;

where applicable drawings of the protective devices and their position on the vehicle.

1/ Distinguishing number of the country which has granted/extended/refused/withdrawn approval (see approval provisions in the Regulation).

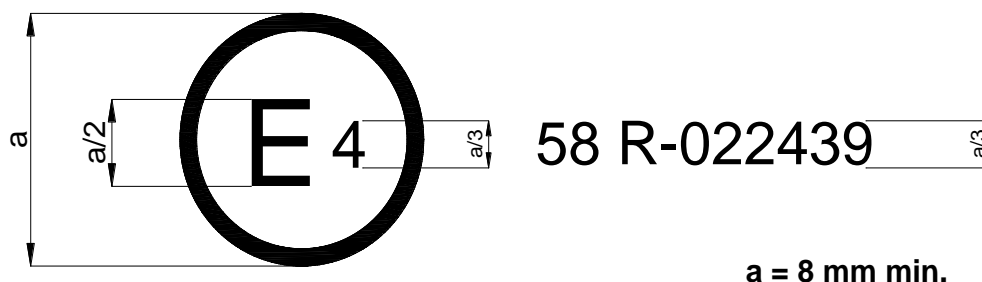
2/ Strike out what does not apply.

Annex 4

ARRANGEMENTS OF APPROVAL MARKS

Model A

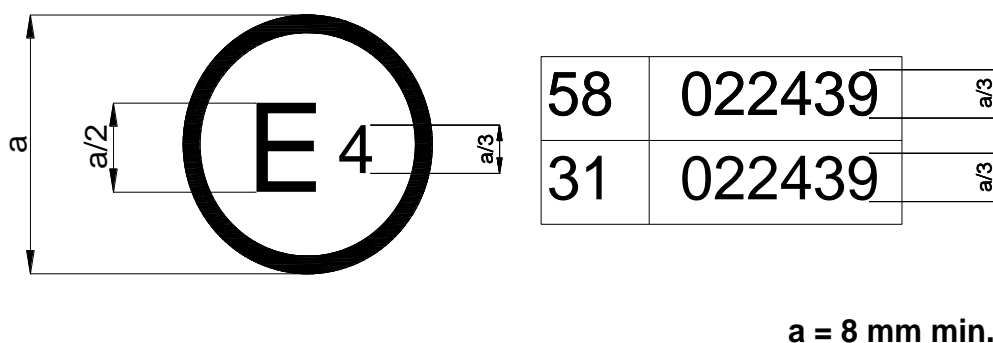
(see paragraphs 6.4, 15.4, 24.4 of this Regulation)



The above approval mark affixed to a vehicle or to an RUPD shows that the vehicle type or RUPD type concerned has, with regard to the rear underrun protection in the event of a collision, been approved in the Netherlands (E 4) pursuant to Regulation No. 58 under approval number 022439. The first two digits of the approval number indicate that the approval was granted in accordance with the requirements of Regulation No. 58 as amended by the 02 series of amendments.

Model B

(see paragraphs 6.5, 15.5, 24.5 of this Regulation)



The above approval mark affixed to a vehicle shows that the vehicle type concerned has been approved in the Netherlands (E 4) pursuant to Regulations Nos. 58 and 31 ^{1/}. The approval numbers indicate that, at the dates when the respective approvals were given, Regulation No. 58 included the 02 series of amendments and Regulation No. 31 was still in its original form.

^{1/} The latter number is given as an example only.

Annex 5

TEST CONDITIONS AND PROCEDURES

1. TEST CONDITIONS FOR RUPDs

1.1. At the request of the manufacturer the test may be conducted either:

1.1.1. On a vehicle of the type for which RUPD is intended; in this case the conditions set out in paragraph 2 shall be observed; or

1.1.2. On a part of the chassis of the vehicle type for which the RUPD is intended; this part shall be representative of the vehicle type(s) in question; or

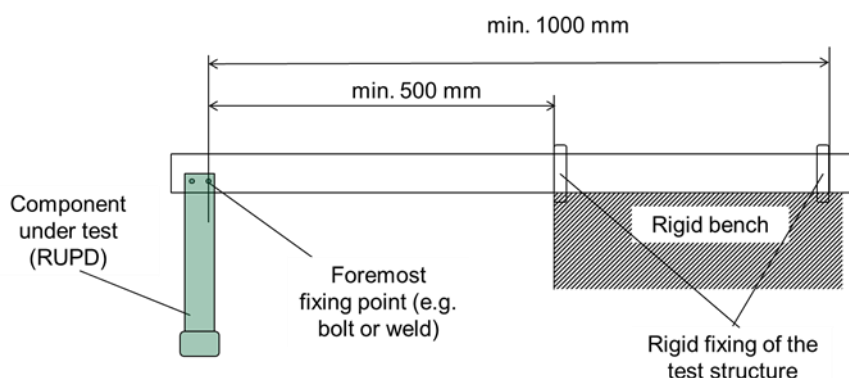
~~1.1.3. On a rigid test bench.~~

~~1.2. In the case of paragraphs 1.1.2 and 1.1.3 the parts used to connect the RUPD to part of the vehicle chassis or to the rigid test bench shall be equivalent to those which are used to secure the RUPD when it is installed on the vehicle.~~

1.2. In the case of paragraph 1.1.2., the parts used to connect the RUPD to part of the vehicle chassis shall be equivalent ... on the vehicle. The part of the chassis can be fixed on a test bench as shown in Figure 1, representing the minimum requirements to be fulfilled. The structures used as side rails shall be representative of the chassis of vehicles for which the underrun protection system is intended.

The distance of the foremost fixing point of the RUPD from the rigid test bench shall not be less than 500 mm. If a diagonal strut is used to support the RUPD, this distance shall be measured between the foremost fixing point of the strut to the side rail structures and the rigid test bench.

Figure 1



- 1.3. At the request of the manufacturer and with the consent of the Technical Service the test procedure described in paragraph 3 may be simulated by calculation.

The mathematical model shall be validated in comparison with the actual test conditions. To that effect, a physical test shall be conducted for the purposes of comparing the results obtained when using the mathematical model with the results of a physical test. Comparability of the test results shall be proven. A validation report shall be drafted by the manufacturer or by the technical service and submitted to the Type Approval Authority.

Any change made to the mathematical model or to the software likely to invalidate the validation report shall be brought to the attention of the Type Approval Authority which may require a new validation process to be conducted.

- 1.4. In the case of a RUPD where the cross-member does not have a vertical flat surface of at least 50 per cent of the minimum section height of the cross member according to paragraph 7.1. or 25.5. of this Regulation at the height of the points of application of the test forces according to paragraph 16.1. or 25.1., the manufacturer shall supply the Technical Service with a device that allows the application of horizontal test loads on the cross-member with the test equipment used by the Technical Service. The device shall not modify the dimensional and mechanical characteristics of the RUPD or increase its resistance during test. The device shall neither be rigidly fixed to the RUPD nor to the test equipment.

2. TEST CONDITIONS FOR VEHICLES

- 2.1. The vehicle shall be at rest on a level, flat, rigid and smooth surface.
- 2.2. The front wheels shall be in the straight-ahead position.
- 2.3. The tyres shall be inflated to the pressure recommended by the vehicle manufacturer.
- 2.4. The vehicle may, if necessary to achieve the test forces required in paragraph 3.1 below, be restrained by any method, this method to be specified by the vehicle manufacturer.
- 2.5. Vehicles equipped with hydropneumatic, hydraulic or pneumatic suspension or a device for automatic levelling according to load shall be tested with the suspension or device in the normal running condition specified by the manufacturer.

3. TEST PROCEDURE

3.1. ~~The requirements of paragraphs 7.3 and 25.6 of this Regulation shall be verified by means of suitable test mandrels; the forces for tests prescribed in paragraphs 3.1.1 and 3.1.2 below shall be applied separately and consecutively, via a surface not more than 250 mm in height (the exact height must be indicated by the manufacturer) and 200 mm wide, with a radius of curvature of 5 ± 1 mm at the vertical edges. The height above the ground of the centre of the surface must be defined by the manufacturer within the lines that bound the device horizontally. When the test is carried out on a vehicle the height must not, however, exceed 600 mm when the vehicle is unladen. The order in which the forces are applied may be specified by the manufacturer.~~

The requirements of paragraphs 7.3. and 25.7. of this Regulation shall be verified by means of suitable test mandrels; the forces for tests prescribed in paragraphs 3.1.1. and 3.1.2. below shall be applied separately and consecutively, via a surface not more than 250 mm in height (but covering the maximum section height of the cross-member or RUP, the exact height shall be indicated by the manufacturer) and at the vertical edges. The RUP shall offer adequate resistance to forces applied parallel to the longitudinal axis of the vehicle. The surface shall not be rigidly fixed to the RUPD or to the RUP and shall be articulated in all directions. The height above the ground of the centre of the surface shall be defined by on a vehicle the height shall not, however, exceed the height as specified in paragraphs 16.1. and 16.2. or as specified in paragraphs 25.1. and 25.2. of this Regulation when the vehicle is unladen. The order in which the forces are applied may be specified by the manufacturer.

The device used to distribute the test force over the stated flat surface shall be connected to the force actuator through a swivel joint. The arrangement of the force actuator, whether pulling or pushing, shall be arranged such that it does not add any stiffness or stability to the underrun protection system structure, i.e. it shall neither increase the instability threshold force nor decrease the maximum deflection of the underrun protection system.

3.1.1. A horizontal force of 180 kN ~~100 kN~~ or 85 per cent ~~50 per cent~~ of the force generated by the maximum mass of the vehicle, whichever is the lesser, shall be applied consecutively to two points situated symmetrically about the centre line of the device or of the vehicle whichever is applicable at a minimum distance apart of 700 mm and a maximum of 1 m. The exact location of the points of application shall be specified by the manufacturer.

Notwithstanding the provision above for non-separate cab vehicles of category N2 with a maximum mass not exceeding 8 t, the horizontal forces may be reduced to 100 kN or 50 percent.

~~3.1.2. In the cases defined in paragraphs 1.1.1. and 1.1.2. of this annex a horizontal force of 50 kN or 25 per cent of the force generated by the maximum mass of the vehicle, whichever is the lesser, shall be applied consecutively to two points located 300 ± 25 mm from the longitudinal planes tangential to the outer edges of the wheels on the rear axle or of the RUPD, if it exceeds the width of the rear axle, and to a third point located on the line joining these two points, in the median vertical plane of the vehicle.~~

3.1.2. In the cases defined in paragraphs 1.1.1. and 1.1.2. of this annex a horizontal force of 100 kN or 50 per cent of the force generated by the maximum mass of the vehicle, whichever is the lesser, shall be applied consecutively to two points located 300 ± 25 mm from the longitudinal planes tangential to the outer edges of the wheels on the rear axle or of the RUPD, if it exceeds the width of the rear axle, and to a third point located on the line joining these two points, in the median vertical plane of the vehicle.

Notwithstanding the provision above for non-separate cab vehicles of category N2 with a maximum mass not exceeding 8 t, the horizontal forces may be reduced to 50 kN or 25 percent.

~~3.1.3. In the cases defined in paragraph 1.1.3 of this annex a horizontal force of 50 kN or 25 per cent of the force generated by the maximum mass of the vehicle for which the device is intended, whichever is the lesser, shall be applied consecutively to two points located at the discretion of the manufacturer of the rear underrun protective device and to a third point located on the line joining these two points, in the median vertical plane of the device.~~

3.1.3. Upon request of the manufacturer, the force levels can be reduced to 80 per cent of the requirement given in paragraphs 3.1.1. to 3.1.2. for the vehicles listed in Annex 6.

3.2. Replacement force application points

If any point defined under paragraph 3.1 is located within the interruption area of the underrun protection device as mentioned in paragraphs 7.4 or 25.8 of this Regulation, the test forces shall be applied at replacement points located:

3.2.1. for the requirement under paragraph 3.1.1, on the horizontal centerline and within 50 mm of each vertical edge closest to the intended points of force application, as defined in that paragraph, and

- 3.2.2. for the requirement under paragraph 3.1.2, at the intersection of the horizontal and vertical centerlines of each element furthest from the vertical centerline of the device or of the vehicle, whichever is applicable. These points should be a maximum of 325 mm from the longitudinal planes tangential to the outer edges of the wheels on the rear axle.

Annex 6

Specific vehicles

1. Specific types of vehicles

- 1.1. Vehicles with tipping-bodies;
1.2. Vehicles fitted with a platform lift at the rear."

Insert a new Annex 7, to read:

"Annex 7

Requirements for different vehicle categories

Vehicle category or type of vehicle	Geometry referred to in paragraph			Test force referred to in paragraph(s):
	Section height	Ground clearance before the test	Horizontal distance between the rear of the RUPD and the rear of the vehicle	
M, N ₁ , N ₂ with a MaxM* < 8 t, O ₁ , O ₂ , G	2.3./2.4./7.1./25.5.	2.3./2.4./16.2./25.2.	2.3./2.4./16.4./25.3.	2.3./2.4./A5/3.1.1. to 3.1.2.
N ₂ with a MaxM* > 8 t, N ₃	7.1. or 25.5.	16.1. or 25.1.	16.4. or 25.3.	A5/3.1.1. to 3.1.2.
O ₃ , O ₄	7.1. or 25.5.	16.1./16.2. or 25.1./25.2.	16.4. or 25.3.	A5/3.1.1. to 3.1.2.
Specific vehicles (see Annex 6)	7.1. or 25.5.	16.1./16.2. or 25.1./25.2.	16.4. or 25.3.	A5/3.1.3.

* MaxM means maximum mass.

Note: A reference such as A5/3.1.1. in the table indicates the annex (Annex 5) and paragraph (3.1.1.) of that annex, where the relevant vehicle or requirement is described and specified. A reference such as 2.3. in the table indicates paragraph (2.3.) of this Regulation, where the relevant requirement is specified."